THE GARDEN OF LOST COLORS

Addition within 5

A small garden activity pack

Kindergarten math | Ages 5–7 | With grownup support

Before you begin

This pack is for children who can touch-count small groups and match the counts to numerals. Use fingers or counters, and help with writing when needed.

Try one page at a time

Read the directions together. Let your child point, draw, speak, or write. Ask how they found the answer. Stop before it feels tiring.

What is inside

Pages 2–7 show how to join two groups, find totals, match pictures, color flowers, and draw your own groups. The grownup answers are on page 8.

Print and use

Use Letter paper, 8.5 × 11 inches, at actual size (100%). Use single-sided pages for coloring. Try one page first; markers may show through.

Prepared as a custom Makebook resource. This pack is not an output of the current Makebook book maker.

Review copy. Physical printing and child-use testing are still pending.

How to play

1 Look Ask a grownup to read with you.

2 Try Use pictures, fingers, or counters.

3 Color Use the key, or choose your own colors.

4 Tell Show someone how you found your answer.

Try it together



= means the same amount.

Snail finds a path. You can find your own way, too.



Two flower beds

Color each group. Add. Write how many in all.

Touch and count each flower once.

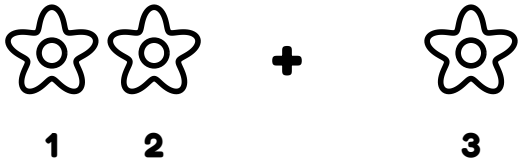

2 + 1 = 3

Your turn



2 + 2 = ☐

Keep going



3 + 2 = ☐

Snail reaches an empty flower bed.



Count both groups

Add. Write each total.
Then tell: What is one more than 4?

 1 + 3 = ☐

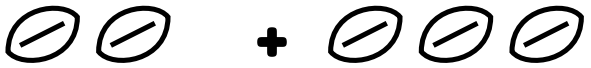 2 + 3 = ☐

 1 + 4 = ☐

A watering can waits around the bend.

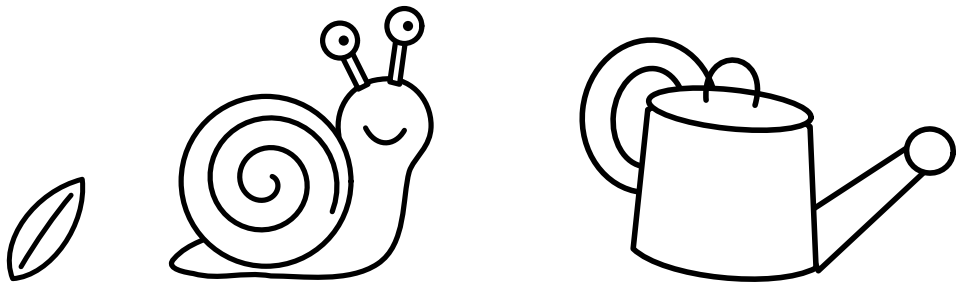

Seed picture matches

Count each group. Circle the number sentence that matches the picture.

Example: 1 seed and 1 seed make 2 seeds.



1 + 1 = 2

1 + 2 = 3

1.



1 + 2 = 3

1 + 1 = 2

2.



1 + 3 = 4

2 + 2 = 4

3.



3 + 2 = 5

1 + 4 = 5

Snail discovers a packet of garden seeds.



Flowers by total

Add. Use the total to color each flower.

2: yellow 3: red 4: blue 5: green

A



B



C



D



The first blossom opens beside Snail.



Make a total

Draw seeds in the beds to make the total.
Write each group's number in its box.

First way Make 5

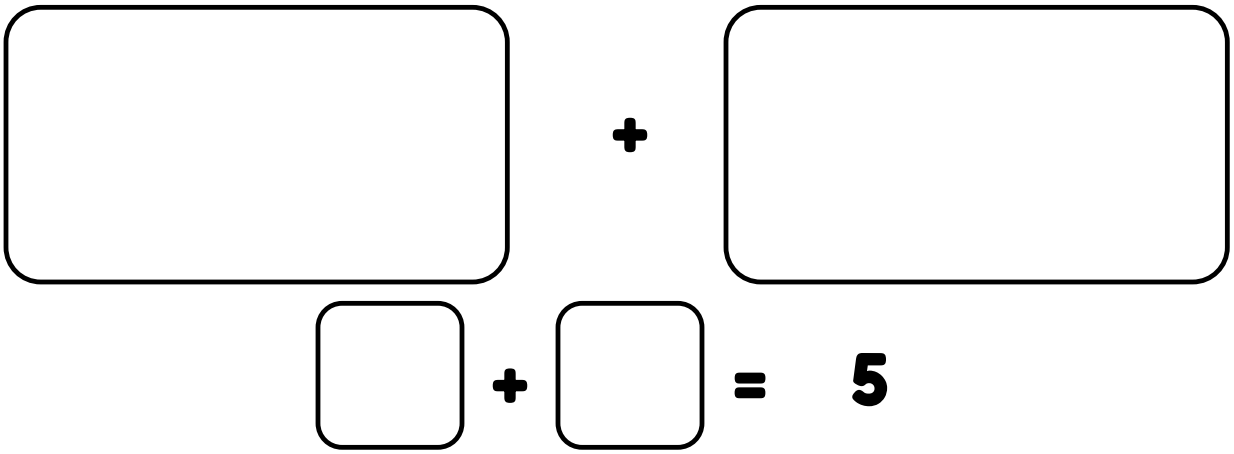

Next total Make 4

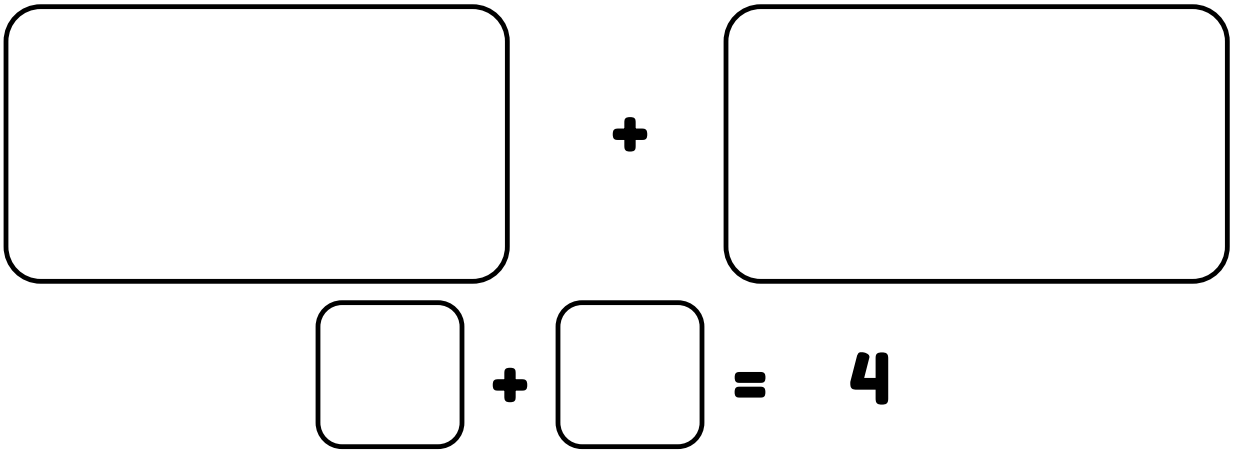

There is room for your ideas in these pots.



GROWNUP ANSWERS

Putting groups together

Page 2 How to play

1 + 2 = 3. The equals sign means the same amount on both sides.

Page 3 Two flower beds

Count each flower once in the example: 1, 2, 3. Answers: 4, then 5.

Page 4 Count both groups

Top to bottom: 1 + 3 = 4; 2 + 3 = 5; 1 + 4 = 5. One more than 4 is 5.

Page 5 Seed picture matches

Example: 1 + 1 = 2 (left). Circle: 1. 1 + 2 = 3 (left); 2. 2 + 2 = 4 (right); 3. 3 + 2 = 5 (left). Match both pictured groups, not only their total.

Page 6 Flowers by total

A: 2, yellow. B: 3, red. C: 4, blue. D: 5, green. Substitute colors or matching marks if needed.

Page 7 Make a total

Accept any two groups that total 5, then 4. Examples: 2 + 3 = 5 and 1 + 3 = 4. Other valid splits count, including a group of 0.

If your child needs a hint

Touch each object once. Slide two groups of counters together. Ask: How many in all? Help with the writing without supplying the answer.